


# Supplementary Fuseblocks

## Type M, For 1<sup>3</sup>/<sub>32</sub>" x 1<sup>1</sup>/<sub>2</sub>" Fuses

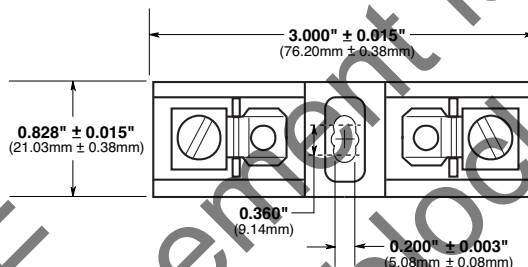
### 600 Volt AC, 1/10 to 30 Amps

# BM Series

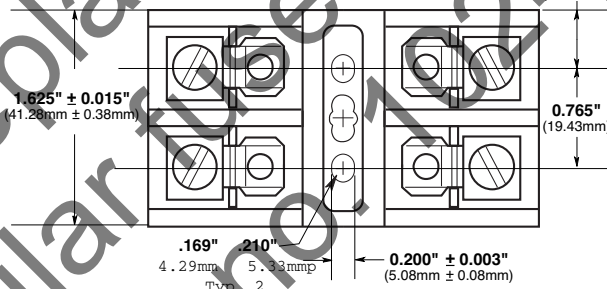


**Dimensional Data** All dimensions (±0.015)

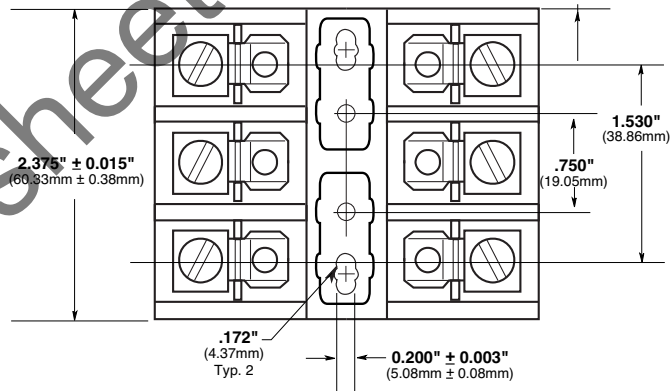
#### 1 POLE



#### 2 POLE



#### 3 POLE



#### FUSEBLOCK LABEL (EXAMPLE SHOWN)



**Catalog Symbol:** BM Series

**Type M Supplementary Fuseblocks**

**Ampere Rating:** 1/10 to 30 Amperes

**Voltage Rating:** 600 Volts AC

**Withstand Rating:** 10,000 A RMS Sym. or interrupting rating of the fuse used, whichever is lower.

**Agency Information:**

U.L. Recognized, U.L. 512, Guide IZLT2, File E14853

CSA Certified, C22.2 No. 39, Class 6225-01, File 47235

For use with any 1<sup>3</sup>/<sub>32</sub>" x 1<sup>1</sup>/<sub>2</sub>" Fuses

(Bussmann KTK, FNQ, FNM, BAF, BAN and AGU)

**U.L. Flammability:** 94 V0

**Material:** Thermoplastic

#### Catalog Data (600V)

Amps	Poles	Terminal Type			Fig. No.
		Screw with Quick Connect*	Pressure Plate w/ Quick Connect*	Box Lug	
1/10 to 30	1	BM6031SQ	BM6031PQ	BM6031B	1
	2	BM6032SQ	BM6032PQ	BM6032B	2
	3	BM6033SQ	BM6033PQ	BM6033B	3

Wire Range  
CU Only

#10-#18

#10-#18

#6-#14

\* QUICK CONNECT RATED FOR 20A MAXIMUM.

CE CE logo denotes compliance with European Union Low Voltage Directive (50-1000 Vac, 75-1500 Vdc). Refer to BIF document #8002 or contact Bussmann Application Engineering at 636-527-1270 for more information.